




# Target Factor

treats the cause, not the symptom.



## TARGET FACTOR

**Transfer Factors** are natural occurring immune substances in the bodies on all mammals and birds. It is present in the leukocytes (white blood cells). It is now well established that extracts from leukocytes contain lymphokines and several other immuno-active components

**Transfer Factor** is a very small molecule having a molecular weight of less than 10,000 DA. It's function is to transfer critical immune information to cells and is present in significant amount in bovine colostrum and in egg yolks. In nature, one of its most important function is to transfer maternal immunity to the newborn. This is nature's way of transferring knowledge about fighting disease from one generation to the next.

**Transfer Factor** was discovered by Dr D. S. Lawrence in 1949. He showed that specific cellular immunity could be transferred from one immunized donor, to an un-immunized recipient.

While the results from using **Transfer Factor** appear similar to those seen with bovine colostrum or egg yolk antibodies, the mode of operation is vastly different; cell-mediated immunity vs Humoral (Antibody protection) immunity. Cell-mediated immunity plays a key role in the control of infections and auto immune diseases.

**Transfer Factor** enables the recipient's immune system to deal with pathogens it couldn't successfully fight by itself. Administration of transfer factor from immune individuals permits

recipients to mount a successful immune response

**Transfer Factor** helps to regulate immune reactions in order for the immune system to reach a healthy equilibrium.

**Transfer Factor** can be used to increase or reestablish impaired immunity for combating existing infections or transfer new immunologic information to prevent new infections in exposed individuals.


Unlike the antibodies and proteins found in egg yolks and colostrum alone, **Transfer Factor**, being such a tiny molecule survives the digestion process and is easily absorbed from the gut. Stomach acids and digestive enzymes do not degrade their potency.


There are no known adverse side effects to the use of **Transfer Factor**.


**Transfer Factor** is extremely potent and can be administered in very small amounts which will confer specific cell-mediated reactivity on a normal recipient, lasting for over a year in some cases.


There is more than 50 years of intensive research backing it up with hundreds of papers written about it. Some of the references appear below and more can be found on the internet.

## Follow-up Links for more information

 **Target Factor** is derived from bovine colostrum, hyperimmune egg yolk antibodies and Transfer Factor technology.

 **Target Factor** contains pre-biotics and pro-biotics for a healthy gut and immune support.

 **Target Factor** educates the immune system and protects from future exposure.

 **Target Factor** works in all species of domestic animals & pets.

An Introduction to Veterinary Immunology 2nd Edition 1982 Ian Tizard, PhD, Department of Veterinary Microbiology and Parasitology, College of Veterinary Medicine, Texas A & M University, College Station, TX W. B Saunders Company

N Engl J Med. 1970 Aug 20;283(8):411-9.  
Transfer factor and cellular immune deficiency disease.  
Lawrence HS.

Transfer Factor: Past, Present and Future  
Annual Review of Pharmacology and Toxicology  
Vol. 29: 475-516 (Volume publication date April 1989) H H Fudenberg, and H H Fudenberg

Transfer Factor Therapy in Immune Deficiency States  
Annual Review of Medicine Vol. 24: 175-208 (Volume publication date February 1973) A S Levin, L E Spittler, and H H Fudenberg